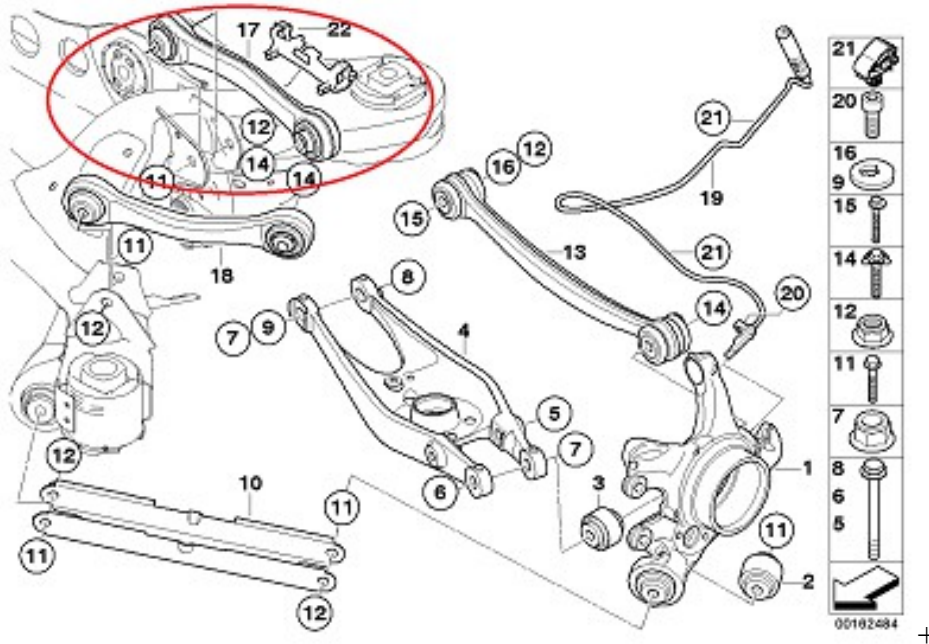


SPL REAR WISHBONE LINKS E9X



TOOLS NEEDED:


18mm socket and wrench

3/16 allen wrench


Flat Head Screwdriver

Instructions:

1. Using a flat head screwdriver remove the clips attaching the ABS sensor wire from the OEM arm.




2. Remove OEM arm (18mm nuts and bolts)
3. Set SPL arm next to the OEM arm. Use bolts through the stock arm to set the SPL arm to the exact length of the OEM arm ensuring equal thread engagement on both ends (picture 2). Note the groove on one side of the SPL arm to indicate the left hand threads.



4. Install the SPL arm using the OEM hardware. Please ensure the tapered Stainless Steel spacer provided mates up with the tapered section of the knuckle. Tighten the nuts to 73.7 Ft Lbs (100 N/M) at both ends.





4. Once installed ensure that both rod ends are centered and have full articulation. Lock them in place by tightening the socket head cap screws with a 3/16 allen wrench.

5. Attach ABS sensor wire clips to the SPL arm.

6. Professional alignment is recommended

ONE-YEAR LIMITED WARRANTY AND DISCLAIMER

*All SPL brand products are intended for **Off Road Use Only** and carry a one year limited warranty. See below for details. All other branded products carry their respective manufacturer warranty.*

SPL PRO suspension products warranted to be free of defects in material and workmanship for one (1) year from the date of purchase.

If a product fails to meet specifications, SPL PARTS INC will, at its election, repair, replace, or make appropriate adjustment, if SPL PARTS INC determines to its satisfaction that the product is defective in material or workmanship, i.e. contains a defect arising out of the manufacture of the product and not a defect caused by other circumstances, including, but not limited to accident, misuse, abuse, unforeseeable use, neglect, alteration, improper installation, improper adjustment, improper repair, or failure caused by other equipment or interaction with other equipment. SPL PARTS INC is not responsible for labor charges, removal charges, installation, or other incidental or consequential costs. In no event shall the liability of SPL PARTS INC exceed the purchase price of the product.

SPL PARTS INC makes no other warranties, either expressed or implied, including limitation warranties as to merchantability or fitness for a particular purpose. SPL PARTS INC shall not be liable for, and buyer assumes all risk of, any advice or failure to provide advice by SPL PARTS INC to buyer regarding the product or use and installation of product. SPL PARTS INC shall not be liable for any special, incidental or consequential damages.

If the purchaser of the product shall fail to pay when due any portion of the purchase price, or fail to meet any terms required under contract agreed on at time of purchase, all warranties and remedies granted may be terminated.

Using any SPL arm as a tie/strap down point for a dyno session or transport will void the warranty.